
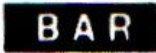






Dials



**Payouts**

<b>Combination</b>	<b>Payout</b> (in 10p's)
3 BARS 	40
3 STRAWBERRIES 	5
3 GRAPES 	5
3 APPLES 	5
2 BARS	20
2 CHERRIES 	5

**Frequency chart**

<b>Symbol</b>	<b>Dial 1</b>	<b>Dial 2</b>	<b>Dial 3</b>
BAR	2	1	1
STRAWBERRY	1	8	
GRAPE	7		
APPLE			
CHERRY			
PEAR			

<b>Winning Combinations</b>	<b>Probability</b>
3 BARS	$\frac{2}{8000}$
3 STRAWBERRIES	$\frac{42}{8000}$
3 GRAPES	
3 APPLES	
2 BARS	
2 CHERRIES	

## Fruit Machines