

1

Change the quantities.

- a) 3 cl = ml b) 40 ml = cl
 7 cl = ml 320 ml = cl
 12 cl = ml 400 ml = cl
 20 cl = ml 1000 ml = cl
 105 cl = ml 1540 ml = cl

2

Follow the example. Fill in the missing quantities.

- a) 45 ml = cl ml b) 1009 ml = cl ml
 145 ml = cl ml 1209 ml = cl ml
 76 ml = cl ml 1054 ml = cl ml
 376 ml = cl ml 1230 ml = cl ml
 999 ml = cl ml 1999 ml = cl ml

3

An adult needs about 2 litres of water per day. Half of this amount is contained in food and other liquids.

- a) If a man drinks the same amount of water 4 times per day to make up the extra, how much water should he drink each time?

Half of 2 litres: Litres remaining:

Amount in each drink:

- b) How much water should he drink each time if he drinks 5 times per day?

.....

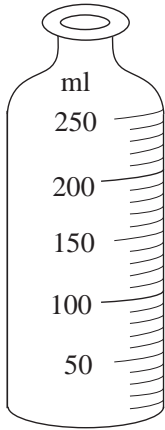
4

Sue and Jane share 2 litres of orange juice between them. Complete the table.

S	1 litre			70 ml		115 cl		
J		1 and a half litres	70 cl		830 ml		1400 ml	200 cl

Rule: S = J = S + J =

1



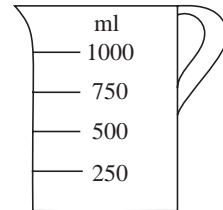
This baby's bottle has marks at every 10 ml up to 250 ml.

- a) How many marks are on the bottle?
- b) How much milk will be in the bottle if it is level with:
 - i) the 5th mark
 - ii) the 7th mark
 - iii) the 10th mark
 - iv) the 20th mark?

2

How many 5 cl glasses of water would it take to fill up this measuring jug to:

- a) the 1st mark
- b) the 2nd mark
- c) the 3rd mark
- d) the 4th mark?





3

Complete the table.

ml	1200	2000	800				1850
cl	120					190	
10 cl	12				15		
litres	1 and 2 tenths				1 and 23 hundredths		

4

Elephant drank 4 more litres of water than *Rhino*. Complete the table.

	35 litres			1350 cl			41.3 litres
		47 litres	29 and a half litres		28 litres 20 cl	19 and 3 tenths litres	

Rule: $E =$ $R =$ 4 litres =


5

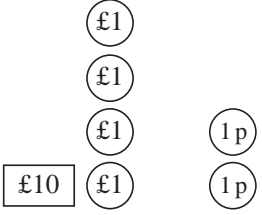
Write the rule and complete the table. *Rule:*

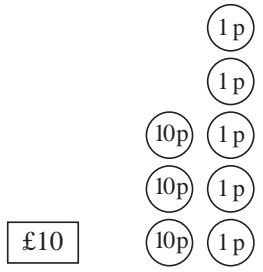
A	36 ml	23 cl	1214 l	141 ml	716 cl	325 l	996 ml	102 cl	450 l
B	40 ml	20 cl	1210 l						

1

How much money is in each picture? Write the amount in pence.

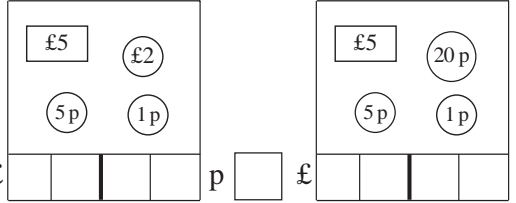
a)  p

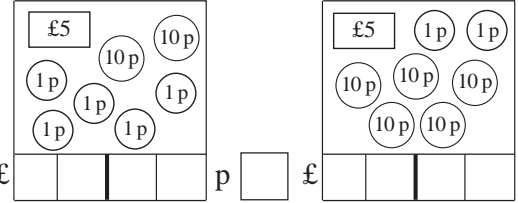
b)  p

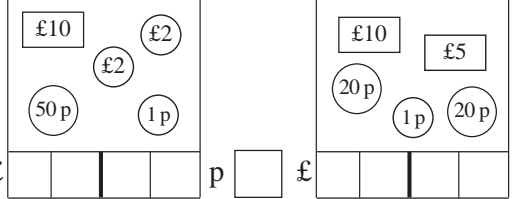
c)  p

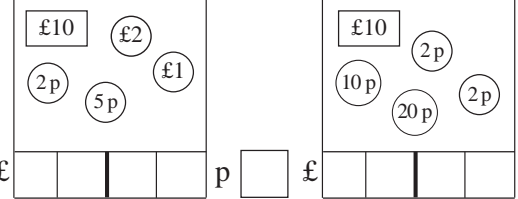
2

How much money is in each box? Which box in each pair has more? (<, >, =)

a)  £ p £ p

b)  £ p £ p

c)  £ p £ p

d)  £ p £ p

3

Exchange the money for 1p coins.

a) 8 10p = 1p b) 8 £1 = 1p

c) 12 10p = 1p d) 12 £1 = 1p

4

Exchange the money for 10p coins.

a) 60 1p = 10p b) 9 £1 = 10p

c) 180 1p = 10p d) 10 £1 = 10p

e) 900 1p = 10p f) 12 £1 = 10p

5

Exchange the money for £1 coins.

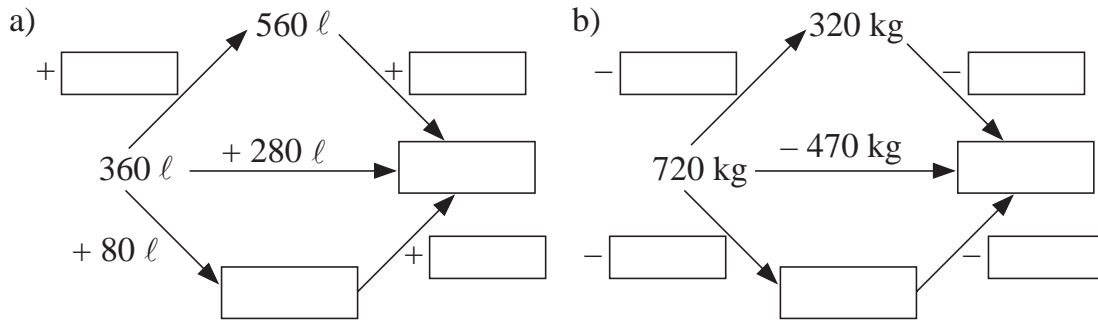
a) 100 1p = £1 b) 60 10p = £1

c) 900 1p = £1 d) 100 10p = £1

e) 1400 1p = £1 f) 150 10p = £1

1

Fill in the missing values.



2

Fill in the missing quantities to make the equations correct.

- a) $260 \text{ cm} + 350 \text{ cm} = 360 \text{ cm} + \boxed{}$
- b) $190 \text{ g} + 470 \text{ g} = \boxed{} + 180 \text{ g}$
- c) $470 \text{ ml} + 280 \text{ ml} = 480 \text{ ml} + \boxed{}$
- d) $260 \text{ m} + 340 \text{ m} = \boxed{} + 169 \text{ m}$
- e) $750 \text{ l} - 160 \text{ l} = 740 \text{ l} - \boxed{}$
- f) $630 \text{ mm} - 470 \text{ mm} = \boxed{} - 480 \text{ mm}$

3

Bella's piece of ribbon is 800 cm longer than Anne's. What length of ribbon could they each have? Complete the table and write the rule.

A	100 cm		300 cm		500 cm		0 cm		700 cm
B		1000 cm		1400 cm		1900 cm		2000 cm	

Rule: $A = \quad B = \quad 800 \text{ cm} = $

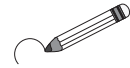
4

Write the calculations and underline the answer.

- a) Emma has £700 and Freddy has £500. How much do they have altogether?
 Total:
- b) George has £700. Harry has £500 less than George.
- i) How much money does Harry have?
 $H = \dots\dots\dots$
- ii) How much money do they have altogether?
 Total:

1

0	11	20	37	44	59	62
73	88	95	100	111	126	135
142	157	160	173	184	191	200



- a) Circle in *red* the 3-digit numbers in the 2nd row.
- b) Circle in *green* the 3-digit even numbers in the 3rd column from the left.
- c) Circle in *yellow* the 2-digit odd numbers in the 3rd row from the bottom.
- d) Circle in *blue* the odd numbers in the 6th column from the right.

2

Write additions and subtractions about each picture.

a)

b)

c)

.....

.....

.....

.....

3

Estimate the sums by rounding the numbers to the nearest whole ten.

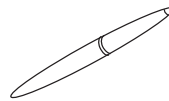
- a) $471 + 384 \approx$
- b) $326 + 75 \approx$
- c) $1365 + 524 \approx$
- d) $1723 + 255 \approx$

4

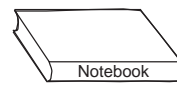
Katy went shopping.



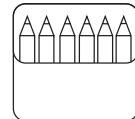
£5 73 p



£4 58 p



£3 12 p



£2 36 p

- a) Estimate to the nearest £ how much she spent if she bought:
 - i) the pen and the book
 - ii) the purse and the pencils
- b) Estimate to the nearest 10 p how much she spent if she bought:
 - i) the purse and the pen
 - ii) the book and the pencils

1

Estimate by using values rounded to the nearest 10 p. Find the exact amount in the picture and compare it with your estimate.


- a) Liz had £ 1 53 p in her piggy bank. She was given another £3 48 p. How much does she have in her piggy bank now?

Had: £ ≈ £

Was given: £ ≈ £

Now has: £ ≈ £

£ £




- b) Brian has £3 55 p. Carolyn has £1 13 p more than Brian. How much does Carolyn have?

B: £ ≈ £

C: £ ≈ £


£ £



2

Estimate each amount to the nearest 10 p, Then write down the exact amount.

A:




Estimate

Exact amount

≈

B:



Estimate

Exact amount

≈

A + B:

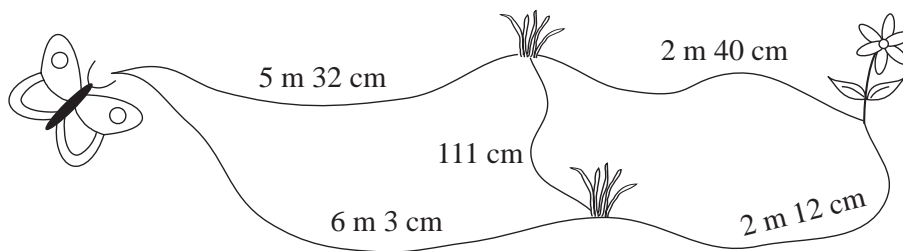
Estimate

Exact amount

≈

3

How can the butterfly get to the flower? Calculate the length of possible routes.



.....


.....

.....

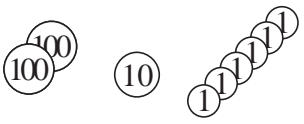
.....

1

How much money do the two children have altogether? Complete the drawing, then estimate, calculate and check the answer.

Alice:  *Estimation*
 \approx

		0
--	--	---

Sam:  *Estimation*
 \approx

		0
--	--	---

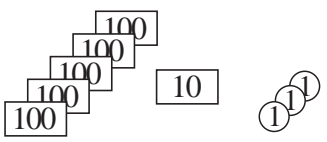
Total: *Estimation*
 \approx

		0
--	--	---

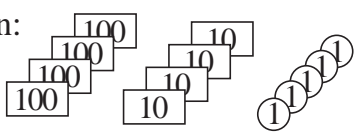
	H	T	U
A			
S			
T			

2

How much money do the two children have altogether? Complete the drawing, then estimate, calculate and check the answer.

Fred:  *Estimation*
 \approx

		0
--	--	---

Gordon:  *Estimation*
 \approx

		0
--	--	---

Total: *Estimation*
 \approx

		0
--	--	---

	H	T	U
F			
G			
T			

3

Write the numbers in the place value table. Estimate, then calculate the sum.

a) $136 + 312$

	H	T	U

 $E:$

--	--	--

b) $271 + 117$

	H	T	U

 $E:$

--	--	--

c) $632 + 324$

	H	T	U

 $E:$

--	--	--

d) $426 + 32$

	H	T	U

 $E:$

--	--	--

4

Estimate, then calculate the sum. Write the estimate in detail.

$336 + 452$

$E: 336 + 452 \approx \dots\dots\dots$

$C:$

	3	3	6
+			

1

Estimate, then calculate the sums. Write the estimates in detail.

a) $642 + 207$

E:

C:

b) $508 + 161$

E:

C:

c) $397 + 501$

E:

C:

d) $43 + 945$

E:

C:

2

Calculate the sums. Look at the diagram to see how the numbers change.

a)

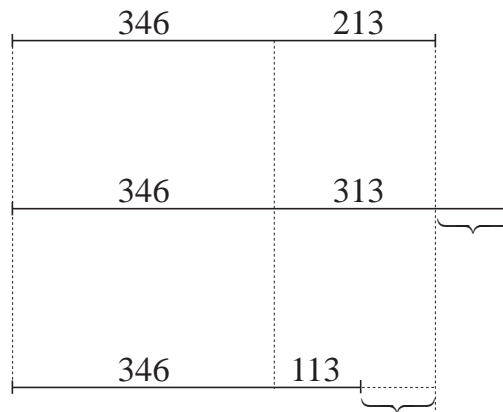
	3	4	6
+	2	1	3

b)

	3	4	6
+	3	1	3

c)

	3	4	6
+	1	1	3




3

Find the data and write a plan. Estimate, calculate and check the result. Write the answer in a sentence.

A greengrocer ordered 264 kg of apples and 525 kg of bananas.

How many kg of fruit did he order altogether?



Data:

Plan: *E:*

Answer:

C:

1

David has £233 and James has £426. How much do they have altogether?
Complete the tables.

	Hundreds	Tens	Units
D	<input type="text" value="100"/> <input type="text" value="100"/>	<input type="text" value="10"/> <input type="text" value="10"/> <input type="text" value="10"/>	① ① ①
J	<input type="text" value="100"/> <input type="text" value="100"/> <input type="text" value="100"/> <input type="text" value="100"/>	<input type="text" value="10"/> <input type="text" value="10"/>	① ① ① ① ① ①

	H	T	U
£	2	3	3
£			
£			

	2	3	3
+			
<hr/>			

2

Estimate, then calculate the sum. Show your estimate in detail.

b) $514 + 256$

E:

C:

c) $614 + 257$

E:

C:

d) $614 + 258$

E:

C:

3

Find the data and write a plan. Estimate, calculate and check the result.
Write the answer as a sentence.

- a) Susan bought 2 rolls of remnant material to make curtains.
In one roll there was 6 m 5 cm and in the other there was 3 m 62 cm.
How many cm of material did Susan buy altogether?

Data:

Plan: *E:*

C:

Answer:

- b) Last month, Mum earned £1247 and Dad earned £551 more.
How much did they earn altogether last month?

Data:

Plan: *E:*

C:

Answer:

1

Complete the drawing. Round the numbers to the nearest whole ten.
Estimate, then calculate the sum.

$342 + 753$ *E:*

Thousands	Hundreds	Tens	Units

Th	H	T	U



2

Complete the drawing. Round the numbers to the nearest whole ten.
Estimate, then calculate the sum.

$537 + 259 \approx$

Hundreds	Tens	Units

H	T	U



3

Fiona has 367 books and her brother Graham has 715 books. How many books do they have altogether?

Data: *E:*

Th	H	T	U

Calculation:



Answer:

.....
.....

4

Round these numbers to the nearest

- a) 10: i) $743 \approx$ ii) $997 \approx$ iii) $550 \approx$
 b) 100: i) $835 \approx$ ii) $666 \approx$ iii) $850 \approx$

1

Estimate, then calculate the sums. Write the estimates in detail.

a) $513 + 521$

E:

C:

b) $634 + 723$

E:

C:

c) $358 + 411$

E:

C:

d) $476 + 218$

E:

C:

e) $563 + 295$

E:

C:

2

Mum wants to make matching dresses for herself and her daughter, Julia. She needs 2 m 35 cm of material for her own dress and 1 m 25 cm for Judith's dress. How much material will she need to buy altogether?

Answer:

3

a) Kate used a 23 cm 5 mm piece of ribbon to tie up her hair. Linda used a piece 12 cm 5 mm less than Kate. What length was Linda's ribbon?

Answer:

b) Dad bought a piece of wood and cut it into two pieces, one 2 m 35 cm and the other 3 m 15 cm long. What length of wood did Dad buy?

Answer:

1

Round the numbers to the nearest ten, then estimate and calculate the sums.

a) $428 + 541$

E:

--	--	--	--

b) $1328 + 661$

E:

--	--	--	--

c) $462 + 1417$

E:

--	--	--	--

2

Round the numbers to the nearest ten, then estimate and calculate the sums.

a) E:

--	--	--	--

	1	4	3	6
	+	3	2	2

E:

--	--	--	--

	1	3	6	2
	+		9	2

E:

--	--	--	--

		5	7	2
	+	3	5	6

E:

--	--	--	--

		6	3	8
	+	3	2	2

b) E:

--	--	--	--

		8	5	6
	+	3	1	2

E:

--	--	--	--

		3	5	8
	+	9	1	1

E:

--	--	--	--

		8	6	2
	+		9	2

E:

--	--	--	--

		5	0	7
	+	4	0	8

3

Uncle Tom gathered 468 kg of pears and 1335 kg of apples from the trees in his orchard. How much fruit did he gather altogether?

Data:

Plan: E:

Answer:

C:

4

Paul has a piece of wire 5 m 47 cm long but it is 602 cm shorter than he needs. What length of wire does Paul need?

Data:

Plan: E:

Answer:

C:

5



Mark Barry Bear's sums with a ✓ or a ✗. Correct his mistakes.

a)
$$\begin{array}{r} 221 \\ + 387 \\ \hline 508 \end{array}$$

b)
$$\begin{array}{r} 532 \\ + 209 \\ \hline 741 \end{array}$$

c)
$$\begin{array}{r} 459 \\ + 111 \\ \hline 570 \end{array}$$

d)
$$\begin{array}{r} 833 \\ + 74 \\ \hline 807 \end{array}$$

e)
$$\begin{array}{r} 567 \\ + 603 \\ \hline 1180 \end{array}$$

1

Fill in the missing digits. Check the addition.

a)

	3	2	4
+	—	—	—
	5	7	6

 b)

	—	—	—
+	4	2	1
	6	7	0

 c)

	3	5	—
+	—	2	4
	5	—	6

 d)

	3	2	—
+	—	5	7
1	0	—	4

2

In how many different ways can Jenny choose from these treats?



£1 62 p



£1 36 p



£5 45 p



£4 94 p

Write how much she would pay if she bought

- a) at most two things:
- (1) A: or B: or C: or D:
- (2) A + B = or A + C = or A + D =
 = or = or =
- b) at least 3 things: (Do the calculations in your exercise books.)
- (3) A + B + C = or A + B + D =
 = or =
- (4)

3

a) Fill in the missing digits.

i)

	—	—	—
+	1	2	4
	1	5	6

 ii)

	—	—	—
+	9	1	3
	1	0	4

 iii)

	5	3	—
+	—	—	1
	—	3	4

 iv)

	5	—	7
+	1	—	8
	—	6	—

 v)

	9	7	—
+	—	—	1
	—	3	—

b) Write an addition which uses each of the digits from 0 to 9 once only.
 Try out different solutions. Use your exercise books if you need to.

	□	□	□
+	□	□	□
□	□	□	□

	□	□	□
+	□	□	□
□	□	□	□

	□	□	□
+	□	□	□
□	□	□	□

	□	□	□
+	□	□	□
□	□	□	□

1

Freddy Fox was going home. He ran for 579 m, then had a rest. Then he ran for another 356 m and reached his house. How far away had he been from home?

Data: E:

Th	H	T	U

Calculation:

Answer:

.....

2

24 cm 6 mm was cut from a roll of tape. If 254 mm was left, how long was the original roll of tape?

Data:

Plan: E:

Answer:

C:

3

Practise addition. Check by adding up ↑, then down ↓.

a)

	5	0	3
1	2	4	3
+		4	3

b)

	4	1	1
	3	7	8
+	1	1	0

c)

		9	6
	5	0	3
+	2	0	3

d)

	4	4	0
+	1	0	1
	1	5	1

e)

	3	0	7
	8	0	1
+	2	0	4

f)

	5	9	0
		2	7
+	4	4	2

g)

		2	5
	5	4	6
+	1	3	0

h)

	7	3	4
	3	0	0
+	5	0	7

i)

	2	6	6
+	1	1	1
	5	4	5

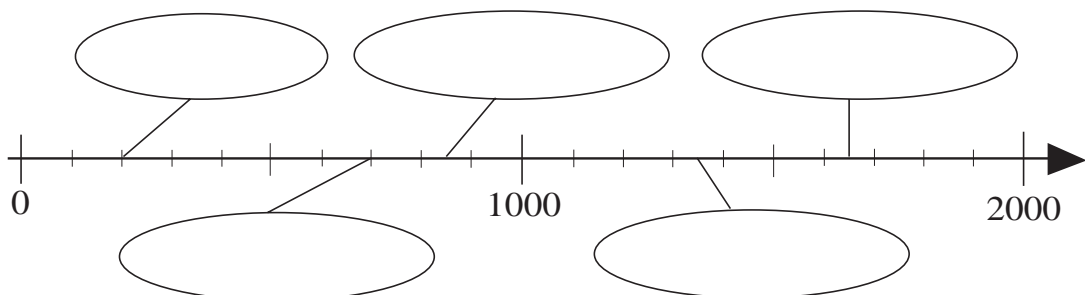
j)

	9	3	3
	9	5	5
+			5

4





Draw amounts to correspond to the numbers shown on the number lines.

Choose from



1

Change the prices of the soft toys to pence.

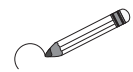
			
£5.46	£3.56	£8.65	£6.49
<input type="text"/> p	<input type="text"/> p	<input type="text"/> p	<input type="text"/> p

By rounding the prices to the nearest 10 p, estimate the difference between

- a) the bear and the cat: $546 \text{ p} - 356 \text{ p} \approx 550 \text{ p} - 360 \text{ p} = \text{ p}$
- b) the elephant and the tortoise:
 $\dots\dots\dots = \text{ p}$
- c) the elephant and the cat:
 $\dots\dots\dots = \text{ p}$
- d) the tortoise and the bear:
 $\dots\dots\dots = \text{ p}$

2

Circle the correct answers.



- a) Estimate the difference between 678 and 432
 - i) by rounding to the nearest 100: 100 200 300 400
 - ii) by rounding to the nearest 10: 240 250 260 270
- b) Estimate the difference between 582 and 147
 - i) by rounding to the nearest 100: 100 300 500 700
 - ii) by rounding to the nearest 10: 420 430 440 540


3

Estimate the difference by rounding the numbers to the nearest 10:

- a) $674 - 466 \approx \text{ } - \text{ } = \text{ }$
- b) $682 - 444 \approx \text{ } - \text{ } = \text{ }$
- c) $639 - 451 \approx \text{ } - \text{ } = \text{ }$
- d) $926 - 543 \approx \text{ } - \text{ } = \text{ }$
- e) $918 - 550 \approx \text{ } - \text{ } = \text{ }$

1

Fill in the missing numbers.



2

Compare the two sides. Fill in the missing signs.

- | | |
|--|--|
| a) $300 + 800$ <input style="width: 30px; height: 20px;" type="text"/> $400 + 900$ | b) $126 - 34$ <input style="width: 30px; height: 20px;" type="text"/> $46 + 38$ |
| c) $1000 - 400$ <input style="width: 30px; height: 20px;" type="text"/> $1200 - 400$ | d) 6×40 <input style="width: 30px; height: 20px;" type="text"/> 60×4 |
| e) $1500 - 800$ <input style="width: 30px; height: 20px;" type="text"/> $1400 - 900$ | f) $420 \div 7$ <input style="width: 30px; height: 20px;" type="text"/> $420 \div 70$ |

3

Which is more? How many more? Write subtractions and inequalities.

- a) The smallest 4-digit number compared with the greatest 3-digit number.
.....
- b) The smallest 4-digit number compared with the smallest 3-digit number.
.....
- c) The smallest 4-digit number compared with the smallest 2-digit number.
.....
- d) The greatest 3-digit whole ten compared with the greatest 3-digit hundred.
.....
- e) The smallest 4-digit hundred compared with the smallest 4-digit whole ten.
.....
- f) The smallest whole hundred compared with the smallest whole ten.
.....

4

Fill in the missing numbers and write the rule. * Do these calculations below.

	670	1000	549	394	777		987	*	*	573	*	464
	420	814	231	384	555	618				348		59
	250	186				275	432					

=
 =
 =

1

Complete the additions. Write a subtraction for each one.

a)	b)	c)	d)	e)
$\begin{array}{r} 543 \\ + \quad \quad \\ \hline 875 \end{array}$	$\begin{array}{r} 156 \\ + \quad \quad \\ \hline 989 \end{array}$	$\begin{array}{r} 217 \\ + \quad \quad \\ \hline 659 \end{array}$	$\begin{array}{r} 632 \\ + \quad \quad \\ \hline 867 \end{array}$	$\begin{array}{r} 1254 \\ + \quad \quad \\ \hline 1896 \end{array}$
$\begin{array}{r} 875 \\ - 543 \\ \hline \end{array}$	$\begin{array}{r} \\ \\ \hline \end{array}$	$\begin{array}{r} \\ \\ \hline \end{array}$	$\begin{array}{r} \\ \\ \hline \end{array}$	$\begin{array}{r} \\ \\ \hline \end{array}$

2

Estimate the difference (by rounding to the nearest 10), then do the calculation.

876 – 345 E:


$$\begin{array}{r} \\ - \\ \hline \end{array}$$

3

Practise subtraction.

a) i)	ii)	iii)	iv)
$\begin{array}{r} 386 \\ - 215 \\ \hline \end{array}$	$\begin{array}{r} 386 \\ - 216 \\ \hline \end{array}$	$\begin{array}{r} 386 \\ - 217 \\ \hline \end{array}$	$\begin{array}{r} 386 \\ - 218 \\ \hline \end{array}$
b) i)	ii)	iii)	iv)
$\begin{array}{r} 768 \\ - 245 \\ \hline \end{array}$	$\begin{array}{r} 768 \\ - 265 \\ \hline \end{array}$	$\begin{array}{r} 768 \\ - 285 \\ \hline \end{array}$	$\begin{array}{r} 768 \\ - 305 \\ \hline \end{array}$
c) i)	ii)	iii)	iv)
$\begin{array}{r} 504 \\ - 301 \\ \hline \end{array}$	$\begin{array}{r} 504 \\ - 311 \\ \hline \end{array}$	$\begin{array}{r} 504 \\ - 321 \\ \hline \end{array}$	$\begin{array}{r} 504 \\ - 331 \\ \hline \end{array}$

4



Use the numbers in the clown to write subtractions. The difference should be the number in his hat.

1

Estimate the difference by rounding the numbers to the nearest 10:

- a) $951 - 549 \approx \square - \square = \square$
- b) $1364 - 652 \approx \square - \square = \square$
- c) $1374 - 648 \approx \square - \square = \square$
- d) $1324 - 657 \approx \square - \square = \square$
- e) $1763 - 450 \approx \square - \square = \square$

2

A and B are two numbers.

H is an estimate of their difference by rounding them to the nearest 100.

T is an estimate of their difference by rounding them to the nearest 10.

Complete the table.

A	723	971	314	636	809	527	715
B	274	508	151	463	347	463	315
H	400						
T	450						

3

Estimate the difference by rounding to the nearest 10, then do the calculation.

- a) $854 - 403$ E : $-$

- b) $785 - 64$ E : $-$

4

Solve each problem in your exercise book. Check your result. Write the answer.

- a) Sarah cut 2 m 17 cm from a 3 m 24 cm piece of lace to trim a cushion. How much lace did she have left?

Answer:

- b) Jim bought 5 litres of plant food. He used 2 litres 78 cl on his vegetables and 1 litre 25 cl on the other plants in his garden. How much plant food did he have left?

Answer:

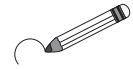
1

Fill in the missing numbers. Continue the pattern once more.

$$\begin{array}{r}
 868 \\
 -213 \\
 \hline
 \square
 \end{array}
 \begin{array}{r}
 \square \\
 -132 \\
 \hline
 \square
 \end{array}
 \begin{array}{r}
 \square \\
 -221 \\
 \hline
 \square
 \end{array}
 \begin{array}{r}
 \square \\
 -149 \\
 \hline
 \square
 \end{array}
 \begin{array}{r}
 \square \\
 -33 \\
 \hline
 \square
 \end{array}$$

2

One of these statements is not correct. Circle its sign.



- * The difference between 597 and 389 is 208.
- ⊗ The difference between 589 and 397 is less than one thousand.
- ☆ The difference between 687 and 265 is an odd number.

3

Write down the data. Make a plan. Estimate, calculate and check the answer.

- a) There are 857 fruit trees in an orchard. 614 are apple trees and the rest are plum trees. How many plum trees are in the orchard?

Data:

Plan:

Estimation:

Answer:

<i>Calculation</i>	<i>Check</i>

- b) Mary and Jane are collecting buttons. Mary has 857 buttons. Jane has 641 fewer buttons than Mary. How many buttons does Jane have?

Data:

Plan:

Estimation:

Answer:

<i>Calculation</i>	<i>Check</i>

4

- a) Alan and Barry have 945 stamps altogether. Complete the table to show how many stamps they could each have.

A	321		238		372		537		73
B		515		409		681		723	918

- b) Cindy and Diana are collecting 1 p coins. Cindy has 345 more coins than Diana. Complete the table to show how many coins they could each have.

C	756		876		909		1058		1567
D		123		409		317		723	1283

1

Write down the data. Make a plan. Estimate, calculate and check the answer.

- a) A large barrel can hold 578 litres and a small barrel can hold 256 litres. How much more liquid can the large barrel hold than the small one?

Data:

Plan:

Estimation:

Answer:

<i>Calculation</i>		

<i>Check</i>		

- b) The length of Molly's bedroom is 4 m 32 cm, which is 1 m 27 cm more than its width. What is the width of Molly's bedroom?

Data:

Plan:

Estimation:

Answer:

<i>Calculation</i>		

<i>Check</i>		

2

What number is:

Calculations

- a) the difference between 677 and 352?
- b) 352 more than 677?
- c) 352 less than 677?
- d) the sum of 677 and 352?

3

There were 236 women, 347 men, 163 boys and 148 girls on a beach.

- a) How many people were on the beach altogether?
- b) How many of them were adults?
- c) How many more adults than children were there?
- d) i) Were there more males or females on the beach?
- ii) How many more?

4

Complete the subtractions.

- a)

8	7	6	
-	1	5	4
- b)

9	5	2
-		
2	4	8
- c)

-	4	5	6
5	1	3	
- d)

8	5	9	
-	3	2	7
- e)

1	7	6	4
-			
	2	4	6

1

Complete the additions. Write a subtraction for each one.

a)	b)	c)	d)	e)																																																																								
<table border="1" style="border-collapse: collapse; width: 100px; height: 100px;"> <tr><td> </td><td> </td><td> </td></tr> <tr><td>1</td><td>4</td><td>2</td></tr> <tr><td>5</td><td>9</td><td>7</td></tr> </table>				1	4	2	5	9	7	<table border="1" style="border-collapse: collapse; width: 100px; height: 100px;"> <tr><td> </td><td> </td><td> </td></tr> <tr><td>3</td><td>0</td><td>5</td></tr> <tr><td>6</td><td>7</td><td>8</td></tr> </table>				3	0	5	6	7	8	<table border="1" style="border-collapse: collapse; width: 100px; height: 100px;"> <tr><td> </td><td> </td><td> </td><td> </td></tr> <tr><td>1</td><td>3</td><td>2</td><td>5</td></tr> <tr><td>1</td><td>8</td><td>7</td><td>9</td></tr> </table>					1	3	2	5	1	8	7	9	<table border="1" style="border-collapse: collapse; width: 100px; height: 100px;"> <tr><td> </td><td> </td><td> </td><td> </td></tr> <tr><td>1</td><td>3</td><td>5</td><td>6</td></tr> <tr><td> </td><td> </td><td> </td><td> </td></tr> <tr><td>1</td><td>6</td><td>0</td><td>6</td></tr> </table>					1	3	5	6					1	6	0	6	<table border="1" style="border-collapse: collapse; width: 100px; height: 100px;"> <tr><td> </td><td> </td><td> </td><td> </td></tr> <tr><td> </td><td> </td><td>5</td><td>3</td></tr> <tr><td>+</td><td>4</td><td>6</td><td> </td></tr> <tr><td> </td><td>0</td><td> </td><td>3</td></tr> </table>							5	3	+	4	6			0		3										
1	4	2																																																																										
5	9	7																																																																										
3	0	5																																																																										
6	7	8																																																																										
1	3	2	5																																																																									
1	8	7	9																																																																									
1	3	5	6																																																																									
1	6	0	6																																																																									
		5	3																																																																									
+	4	6																																																																										
	0		3																																																																									
<table border="1" style="border-collapse: collapse; width: 100px; height: 100px;"> <tr><td> </td><td> </td><td> </td></tr> <tr><td>5</td><td>9</td><td>7</td></tr> <tr><td> </td><td> </td><td> </td></tr> <tr><td> </td><td> </td><td> </td></tr> </table>				5	9	7							<table border="1" style="border-collapse: collapse; width: 100px; height: 100px;"> <tr><td> </td><td> </td><td> </td></tr> <tr><td> </td><td> </td><td> </td></tr> <tr><td> </td><td> </td><td> </td></tr> <tr><td> </td><td> </td><td> </td></tr> </table>													<table border="1" style="border-collapse: collapse; width: 100px; height: 100px;"> <tr><td> </td><td> </td><td> </td><td> </td></tr> <tr><td> </td><td> </td><td> </td><td> </td></tr> <tr><td> </td><td> </td><td> </td><td> </td></tr> <tr><td> </td><td> </td><td> </td><td> </td></tr> </table>																	<table border="1" style="border-collapse: collapse; width: 100px; height: 100px;"> <tr><td> </td><td> </td><td> </td><td> </td></tr> <tr><td> </td><td> </td><td> </td><td> </td></tr> <tr><td> </td><td> </td><td> </td><td> </td></tr> <tr><td> </td><td> </td><td> </td><td> </td></tr> </table>																	<table border="1" style="border-collapse: collapse; width: 100px; height: 100px;"> <tr><td> </td><td> </td><td> </td><td> </td></tr> <tr><td> </td><td> </td><td> </td><td> </td></tr> <tr><td> </td><td> </td><td> </td><td> </td></tr> <tr><td> </td><td> </td><td> </td><td> </td></tr> </table>																
5	9	7																																																																										

2

Complete the subtractions. Write the differences in increasing order.

a)	b)	c)	d)																																																
<table border="1" style="border-collapse: collapse; width: 100px; height: 100px;"> <tr><td> </td><td> </td><td> </td></tr> <tr><td>6</td><td>7</td><td>3</td></tr> <tr><td>3</td><td>2</td><td>1</td></tr> <tr><td> </td><td> </td><td> </td></tr> </table>				6	7	3	3	2	1				<table border="1" style="border-collapse: collapse; width: 100px; height: 100px;"> <tr><td> </td><td> </td><td> </td></tr> <tr><td>4</td><td>9</td><td>6</td></tr> <tr><td>2</td><td>7</td><td>2</td></tr> <tr><td> </td><td> </td><td> </td></tr> </table>				4	9	6	2	7	2				<table border="1" style="border-collapse: collapse; width: 100px; height: 100px;"> <tr><td> </td><td> </td><td> </td></tr> <tr><td>8</td><td>9</td><td>3</td></tr> <tr><td>6</td><td>2</td><td>8</td></tr> <tr><td> </td><td> </td><td> </td></tr> </table>				8	9	3	6	2	8				<table border="1" style="border-collapse: collapse; width: 100px; height: 100px;"> <tr><td> </td><td> </td><td> </td></tr> <tr><td>5</td><td>4</td><td>1</td></tr> <tr><td>3</td><td>5</td><td>2</td></tr> <tr><td> </td><td> </td><td> </td></tr> </table>				5	4	1	3	5	2			
6	7	3																																																	
3	2	1																																																	
4	9	6																																																	
2	7	2																																																	
8	9	3																																																	
6	2	8																																																	
5	4	1																																																	
3	5	2																																																	

.....

3

Solve the problem in your exercise book. Check your result. Write the answer.

On Monday, the children picked 253 apples in their grandparents' orchard.
On Tuesday they picked 89 more apples than they did on Monday.

How many apples did the children pick altogether?

Answer:

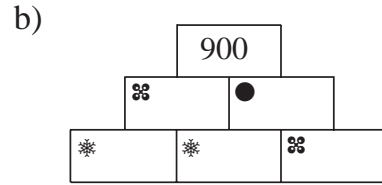
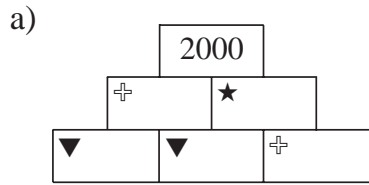
4

Use every number on a dice only once in each subtraction, so that the subtraction makes sense and the difference is:

a) at least 300	b) the smallest possible	c) between 200 and 300																											
<table border="1" style="border-collapse: collapse; width: 100px; height: 100px;"> <tr><td> </td><td> </td><td> </td></tr> <tr><td> </td><td> </td><td> </td></tr> <tr><td> </td><td> </td><td> </td></tr> </table>										<table border="1" style="border-collapse: collapse; width: 100px; height: 100px;"> <tr><td> </td><td> </td><td> </td></tr> <tr><td> </td><td> </td><td> </td></tr> <tr><td> </td><td> </td><td> </td></tr> </table>										<table border="1" style="border-collapse: collapse; width: 100px; height: 100px;"> <tr><td> </td><td> </td><td> </td></tr> <tr><td> </td><td> </td><td> </td></tr> <tr><td> </td><td> </td><td> </td></tr> </table>									
<table border="1" style="border-collapse: collapse; width: 100px; height: 100px;"> <tr><td> </td><td> </td><td> </td></tr> <tr><td> </td><td> </td><td> </td></tr> <tr><td> </td><td> </td><td> </td></tr> </table>										<table border="1" style="border-collapse: collapse; width: 100px; height: 100px;"> <tr><td> </td><td> </td><td> </td></tr> <tr><td> </td><td> </td><td> </td></tr> <tr><td> </td><td> </td><td> </td></tr> </table>										<table border="1" style="border-collapse: collapse; width: 100px; height: 100px;"> <tr><td> </td><td> </td><td> </td></tr> <tr><td> </td><td> </td><td> </td></tr> <tr><td> </td><td> </td><td> </td></tr> </table>									
<table border="1" style="border-collapse: collapse; width: 100px; height: 100px;"> <tr><td> </td><td> </td><td> </td></tr> <tr><td> </td><td> </td><td> </td></tr> <tr><td> </td><td> </td><td> </td></tr> </table>										<table border="1" style="border-collapse: collapse; width: 100px; height: 100px;"> <tr><td> </td><td> </td><td> </td></tr> <tr><td> </td><td> </td><td> </td></tr> <tr><td> </td><td> </td><td> </td></tr> </table>										<table border="1" style="border-collapse: collapse; width: 100px; height: 100px;"> <tr><td> </td><td> </td><td> </td></tr> <tr><td> </td><td> </td><td> </td></tr> <tr><td> </td><td> </td><td> </td></tr> </table>									
<table border="1" style="border-collapse: collapse; width: 100px; height: 100px;"> <tr><td> </td><td> </td><td> </td></tr> <tr><td> </td><td> </td><td> </td></tr> <tr><td> </td><td> </td><td> </td></tr> </table>										<table border="1" style="border-collapse: collapse; width: 100px; height: 100px;"> <tr><td> </td><td> </td><td> </td></tr> <tr><td> </td><td> </td><td> </td></tr> <tr><td> </td><td> </td><td> </td></tr> </table>										<table border="1" style="border-collapse: collapse; width: 100px; height: 100px;"> <tr><td> </td><td> </td><td> </td></tr> <tr><td> </td><td> </td><td> </td></tr> <tr><td> </td><td> </td><td> </td></tr> </table>									

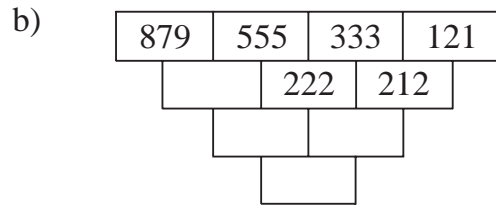
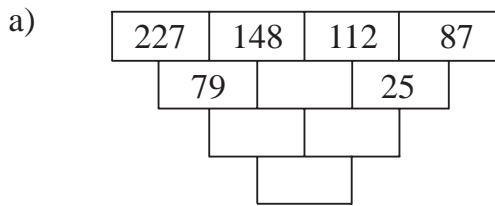
1

The sum of any two adjacent numbers is the number directly above them. The same sign means the same number. Fill in the missing numbers.



2

Work out the rule and fill in the missing numbers.



3

Write your answer as an operation. What number is:

- a) 189 more than the sum of 372 and 476?
- b) 189 more than the difference between 372 and 476?
.....
- c) 189 less than the sum of 372 and 476?
- d) 178 less than 4 times 80?
- e) 593 more than 1 sixth of 480?

4

Which numbers can be written instead of the letters to make the statements true?

- i) $589 + \boxed{a} = 832$ ii) $645 - \boxed{d} = 331$ iii) $\boxed{g} - 375 = 412$
 $a = \dots\dots\dots$ $d = \dots\dots\dots$ $g = \dots\dots\dots$
- $589 + \boxed{b} > 832$ $645 - \boxed{e} \geq 331$ $\boxed{h} - 375 < 412$
 $b : \dots\dots\dots$ $e : \dots\dots\dots$ $h : \dots\dots\dots$
- $589 + \boxed{c} \leq 832$ $645 - \boxed{f} < 331$ $\boxed{i} - 375 > 412$
 $c : \dots\dots\dots$ $f : \dots\dots\dots$ $i : \dots\dots\dots$

5

The same letter stands for the same digit. What is the value of each letter? Write the sum with digits.

$$\begin{array}{r}
 \text{O N E} \\
 + \text{F O U R} \\
 \hline
 \text{F I V E}
 \end{array}$$

1

The same letter stands for the same digit within each part. What is the value of each letter? Try it out in your exercise books first.

$$\begin{array}{r} \text{A A} \\ \text{B B} \\ + \text{C C} \\ \hline \text{A B C} \end{array}$$

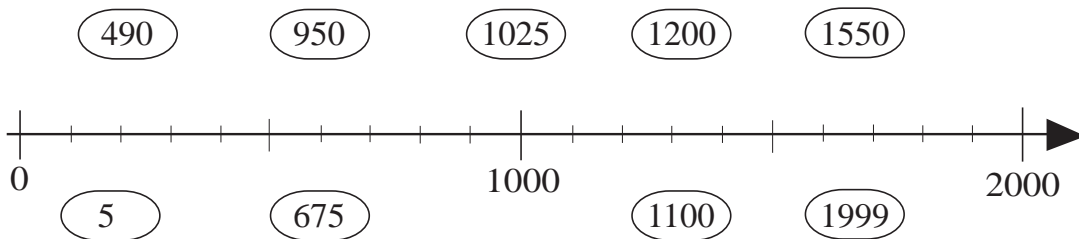
$$\begin{array}{r} \text{A B} \\ + \text{A B} \\ \hline \text{B C D} \end{array}$$

$$\begin{array}{r} \text{A A A B} \\ - \text{A A A} \\ \hline \text{C C C} \end{array}$$

A = ___ B = ___ C = ___ A = ___ B = ___ C = ___ A = ___ B = ___ C = ___

2

Join up the numbers to their approximate positions on the number line.



3

Practise addition. Check by adding up \uparrow , then down \downarrow .

a)	b)	c)	d)	e)
$\begin{array}{ c c c c } \hline 1 & 6 & 0 & 1 \\ \hline & & 5 & 6 \\ \hline + & 3 & 3 & 0 \\ \hline \end{array}$	$\begin{array}{ c c c c } \hline & 2 & 2 & 2 \\ \hline 1 & 1 & 1 & 1 \\ \hline + & 9 & 9 & 9 \\ \hline \end{array}$	$\begin{array}{ c c c } \hline & 8 & 7 \\ \hline & 2 & 3 & 0 \\ \hline + & 5 & 0 & 2 \\ \hline \end{array}$	$\begin{array}{ c c c } \hline & 3 & 0 & 3 \\ \hline & 4 & 5 & 1 \\ \hline + & 1 & 5 & 1 & 6 \\ \hline \end{array}$	$\begin{array}{ c c c } \hline & 1 & 9 & 4 \\ \hline & & 6 & 0 & 0 \\ \hline + & & 2 & 0 & 6 \\ \hline \end{array}$
f)	g)	h)	i)	j)
$\begin{array}{ c c c c } \hline 1 & 3 & 9 & 0 \\ \hline & & & 7 \\ \hline + & 5 & 8 & 2 \\ \hline \end{array}$	$\begin{array}{ c c } \hline & 4 & 2 \\ \hline & 8 & 3 & 9 \\ \hline + & 1 & 8 & 0 & 1 \\ \hline \end{array}$	$\begin{array}{ c c c } \hline & 1 & 6 & 3 \\ \hline & & 7 & 0 \\ \hline + & 9 & 0 & 7 \\ \hline \end{array}$	$\begin{array}{ c c c } \hline & 7 & 3 & 2 \\ \hline & 1 & 2 & 4 \\ \hline + & 7 & 4 & 7 \\ \hline \end{array}$	$\begin{array}{ c c c } \hline & 9 & 8 & 7 \\ \hline & & 6 & 5 & 4 \\ \hline + & & 1 & 2 & 3 \\ \hline \end{array}$

4

Join up the equal values.




589 - 194

367 + 183

862 - 217

265 + 69 + 171



2000 - 1111

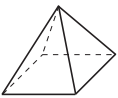

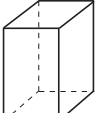



550 ÷ 5

1500 - 10 × 100

1 tenth of 1500

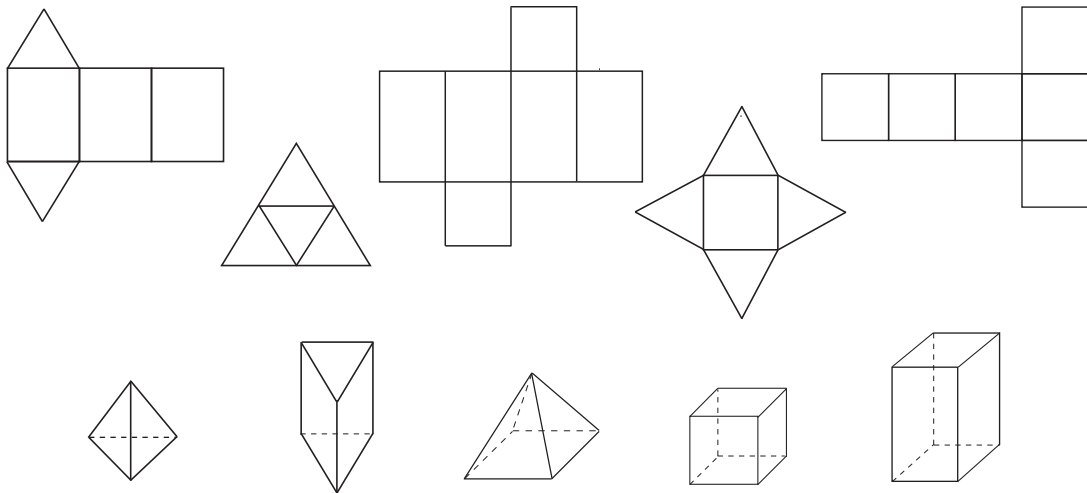
1

Count the number of faces, vertices and edges of each solid and fill in the table.

	Square-based pyramid	Triangle-based prism	Cuboid	Cube	Hexagonal prism	Triangle-based pyramid
						
Faces						
Vertices						
Edges						


2

Join up the solids to the correct net.



3

Colour the plane shapes which are bordered by an unbroken line.



Tick any circles with *red*, any rectangles with *blue* and any triangles with *green*.

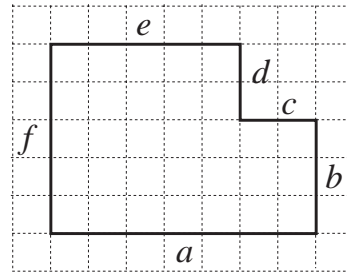
4

Draw the shapes described on a squared grid sheet (or in your exercise books).

- A line 8 units long which is divided into 3 segments, 2 of them equal.
- A rectangle which has perimeter 8 units.
- A plane shape which has area 8 square units and perimeter 14 units.

1

How long is the perimeter of this shape?



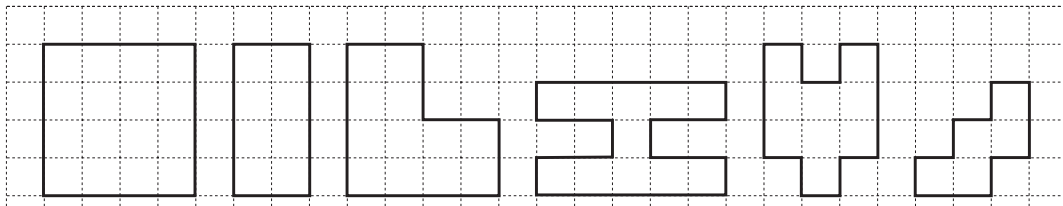
First draw the perimeter as one horizontal line.
Draw each side in letter order and label it.



- a) If the unit used is , then Perimeter =
- b) If the unit used is , then Perimeter = cm
- c) If the unit used is , then Perimeter =

2

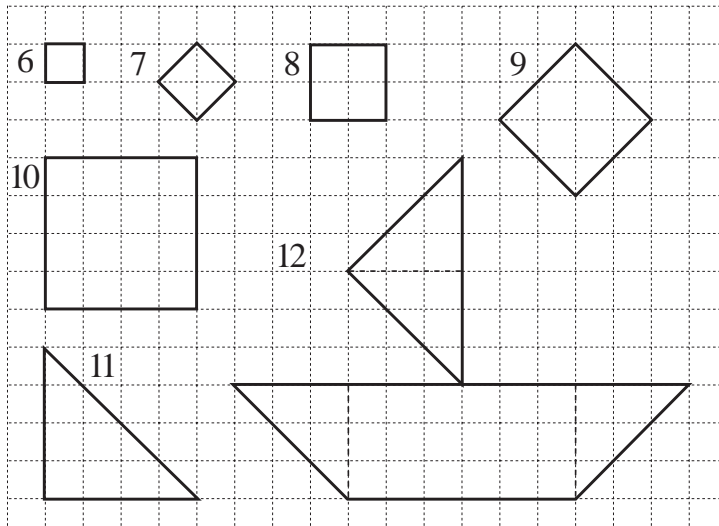
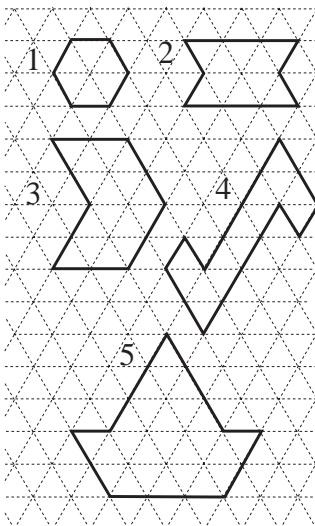
Complete the table to show the perimeter (P) and area (A) of each shape.



P 	16					
A 		8				

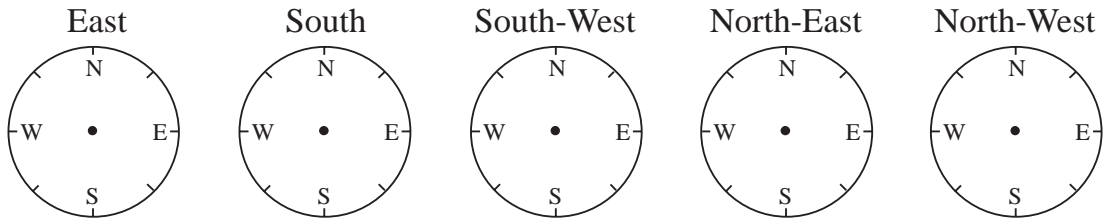
3

What is the area of each shape? Write the number of units inside each one.
(Shape 12 has been divided up into easier parts.)



1

Draw an arrow on each compass, so that it points in the given direction.



2

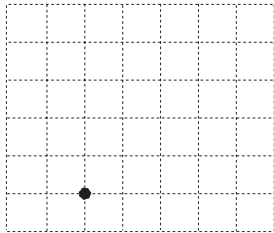
Start facing North. Follow the instructions. In which direction are you facing?

- a) Turn 2 right angles to the left, then 1 right angle to the right.
Compass point:
- b) Turn 3 right angles to the right, then half a right angle to the left.
Compass point:
- c) Turn 2 right angles to the right, then 1 and a half right angles to the right.
Compass point:


3

Start from the point. Follow the instructions and draw the shape.


- a) N3, W1, NE1, E3, SE1, W1, S3, W3.




- b) E1, NE1, E3, SE1, E2, SW2, W5, NW1, N1



- c) N1, NE2, E4, SE1, E2, SE1, S1, W1, N1, W2, S1, W3, N1, W2, S1, W2.



- d) NW1, W1, SW1, S1, SW1, W3, NW1, S2, SE2, E2, NE2, N2, NE1, E1.



4

A man walked 1 km South, then 3 km West, then 1 km North. How far in which direction does he still have to walk to get back to his starting point?

.....

1

Continue the sequences for 4 terms in each direction. Write the rules.

- a) ..., ..., ..., ..., 440, 465, 490, ..., ..., ..., ..., *Rule:*
- b) ..., ..., ..., ..., 525, 595, 665, ..., ..., ..., ..., *Rule:*
- c) ..., ..., ..., ..., 1023, 963, 903, ..., ..., ..., ..., *Rule:*
- d) ..., ..., ..., ..., 1000, 965, 930, ..., ..., ..., ..., *Rule:*

2

Draw the shapes described on a squared grid sheet (or in your exercise books).

- a) A plane shape which has area 8 square units and perimeter 12 units.
- b) A plane shape which has area 8 square units and perimeter 18 units.
- c) A square which has perimeter 12 units.

3

Practise calculation.

- a) $197 + 100 \div 10 = \square$ b) $874 - 50 \times 5 = \square$
- c) $60 \times 6 + 512 = \square$ d) $270 \div 9 + 888 = \square$
- e) $(614 + 85) \div 3 = \square$ f) $320 \div (1000 - 968) = \square$
- g) $150 \times 2 + 720 = \square$ h) $(390 - 70) \div 4 = \square$

4

Which positive, whole numbers can be written instead of the letters?

- i) $690 + \boxed{a} = 943$ ii) $865 - \boxed{d} = 553$ iii) $\boxed{g} - 597 = 634$
 $a = \dots\dots\dots$ $d = \dots\dots\dots$ $g = \dots\dots\dots$
- $300 + \boxed{b} < 412 - 99$ $865 - \boxed{e} \geq 442$ $\boxed{h} - 486 < 523$
 $b : \dots\dots\dots$ $e : \dots\dots\dots$ $h : \dots\dots\dots$
- $456 + \boxed{c} = 832$ $865 - \boxed{f} < 442$ $\boxed{i} - 486 > 523$
 $c = \dots\dots\dots$ $f : \dots\dots\dots$ $i : \dots\dots\dots$

5

Draw a picture on this grid using only straight lines.

Draw a dot at the starting point.

Write instructions on how to draw it.

