







1



2


Write in the box how many flowers are in each picture.



Compare the pictures by drawing arrows between them to show **more**.

3

a) Colour in **three** candles.



b) Circle the third candle from the left.

c) Tick the third candle from the right.

1




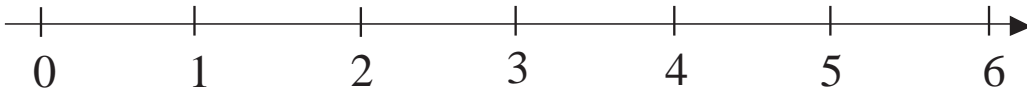
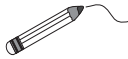
Write 3 as an addition.

$\square + \square$

$\square + \square$

$\square + \square$

$\square + \square$

2Join each picture to the corresponding point on the number line and to the correct equation on the number line. 

$3 - 2 = \square$

$3 - 0 = \square$

$3 - 1 = \square$

3

Draw the missing sticks in the boxes.

$||| + \square = \square$

$||| - \square = \square$

$|| + | = \square$

$||| - | = \square$

$| + || = \square$

$||| - || = \square$

$+ ||| = \square$

$||| - ||| = \square$

4

Write the missing numbers in the boxes.

$0 + 3 = \square$

$1 + 2 = \square$

$2 + 1 = \square$

$3 + 0 = \square$

$1 + 1 + 1 = \square$


$1 + 2 + 0 = \square$

$0 + 1 + 2 = \square$

$0 + 3 + 0 = \square$

1

Continue the pattern.



2

Fill in the missing numbers.

$$3 - 2 = \square$$

$$3 - \square = 1$$

$$3 - 3 = \square$$

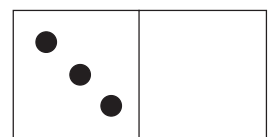
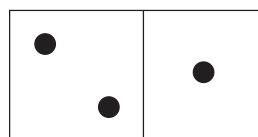
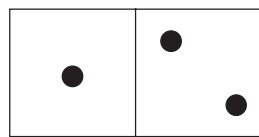
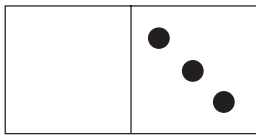
$$\square - 3 = 0$$

$$3 - 1 = \square$$

$$2 - \square = 2$$

3

Every domino has a total of **three** dots. Write it as an addition.

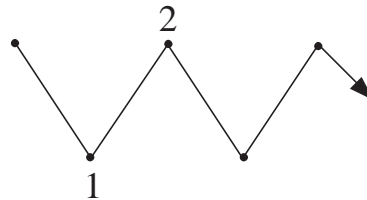
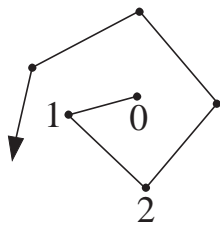
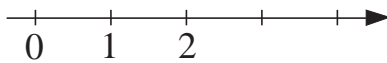


$$0 + 3 = 3$$



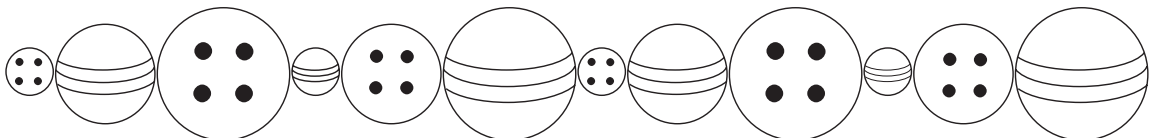
4

Mark where the number 3 is on each of the lines.



5


Colour every 2nd ball Red. Colour every 3rd ball Blue.



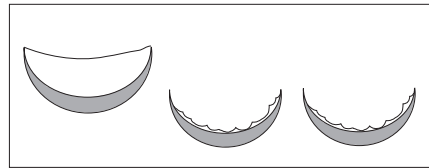
Tick the balls which you have coloured twice.

1

What do the pictures show? Fill in the missing numbers.




$$3 = \square + 2$$




$$3 - \square = 1$$

2


How many apples could be in each bag?



$$\text{bag} = \square$$



$$\text{bag} = \square$$



$$\text{bag} = \square$$

3

Fill in the missing numbers.

$$3 \xrightarrow{-1} \square \xrightarrow{+0} \square \xrightarrow{-\square} 1 \xrightarrow{+2} \square \xrightarrow{\square} 1 \xrightarrow{\square} 2 \xrightarrow{\square} 0$$

4

Fill in the missing numbers.

a) $1 + 1 = \square$

b) $3 - 1 = \square$

c) $3 - 2 = \square$

$1 + 2 = \square$

$2 - 1 = \square$

$2 - 1 = \square$


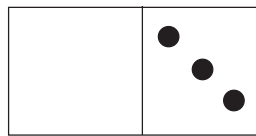
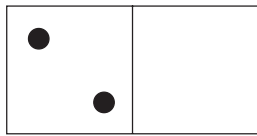
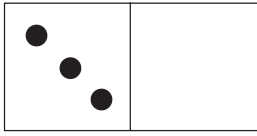
$2 + 1 = \square$

$1 - 1 = \square$

$1 - 0 = \square$

1

Complete the drawings to match the signs.



$$\square \quad 2 > \quad \square$$

$$\square \quad 1 > \quad \square$$

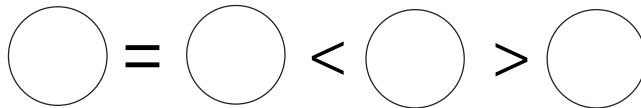
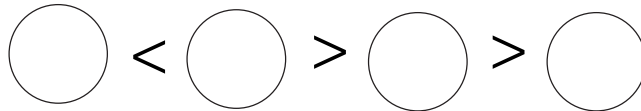
$$\square = \square$$

$$\square \quad 3 > \quad \square$$

Write in the missing numbers.

2

Draw dots on the balls to make the signs correct.



3

Mary has one more Red hat than she has Blue hats.

How many Red and how many Blue hats can she have if she has **not more** than three hats of either colour?

<i>Red</i> 				
<i>Blue</i> 				

4

Continue the pattern.



5



Write the numbers 0, 1, 2 or 3 in the boxes to make the signs correct.

$$\square < \square < \square < \square$$

$$\square > \square > \square > \square$$

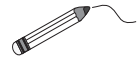
1

Continue the pattern.

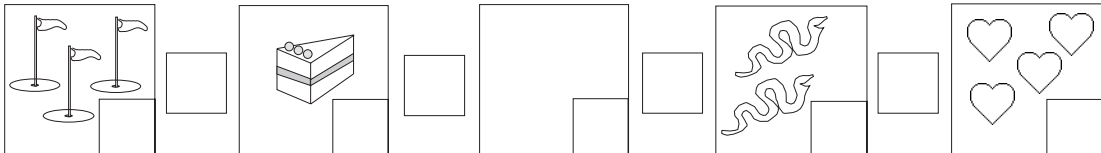



2

Write the correct numbers and signs in the boxes.

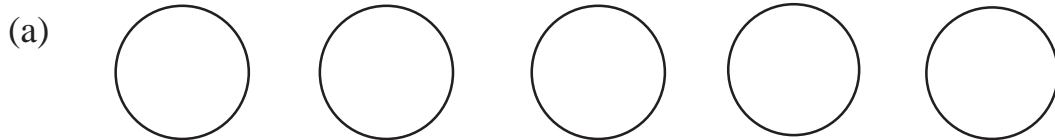


Join the pictures to the matching points on the number line.



3

Colour in **four** circles.



(b) Tick the fourth circle from the right.

What is its position from the left?

4

Show the sums with sticks.

$$| + || = \quad | + ||| = \quad || + || =$$

1

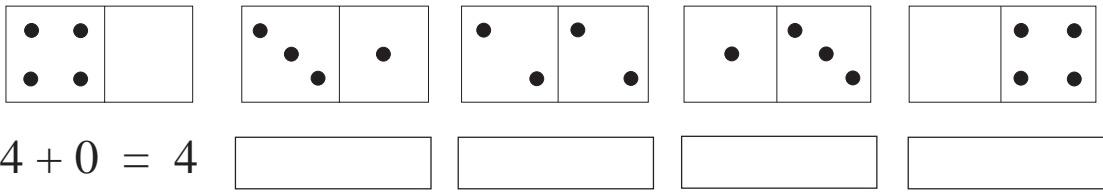
Write 4 as an addition in different ways

$$\square + \square \quad \square + \square \quad \square + \square$$

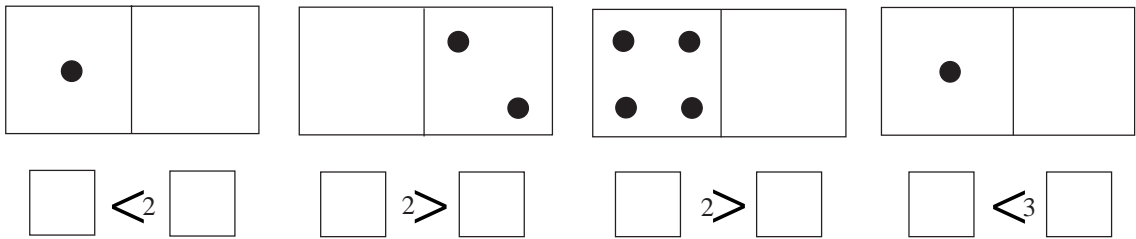
$$\square + \square \quad \square + \square$$

2

Write an addition about each domino.

**3**

Complete the pictures to make the signs correct. Fill in the missing numbers.

**4**

Practise addition.

$$0 + 0 = \square \quad 1 + 0 = \square \quad 2 + 0 = \square \quad 3 + 0 = \square \quad 4 + 0 = \square$$

$$0 + 1 = \square \quad 1 + 1 = \square \quad 2 + 1 = \square \quad 3 + 1 = \square$$

$$0 + 2 = \square \quad 1 + 2 = \square \quad 2 + 2 = \square$$

$$0 + 3 = \square \quad 1 + 3 = \square$$

$$0 + 4 = \square$$

1

Copy out each set of numbers

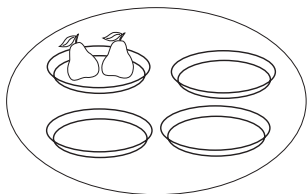
(a) 4 3 2 1 0

(b) 0 2 4 0

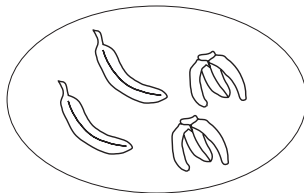
(c) 1 4 1 3

2


Write subtractions for each picture. Join each answer to the number line.



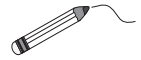
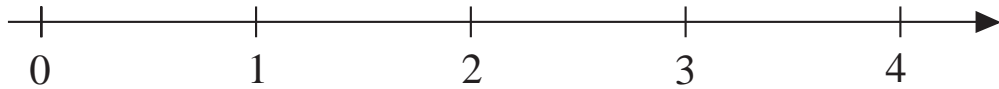
$4 - 3 = \square$



$\square - \square = \square$

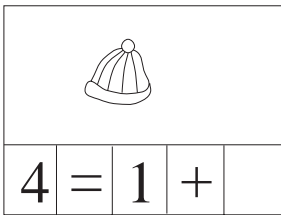


$\square - \square = \square$

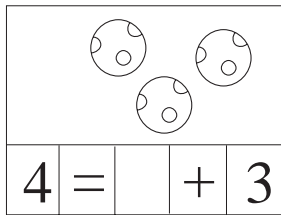


3


Complete the pictures and the additions.



$4 = 1 + \square$



$4 = \square + 3$



$4 = \square + 2$

4

Practise subtraction.

$1 - 0 = \square$

$2 - 0 = \square$

$3 - 0 = \square$

$4 - 0 = \square$

$1 - 1 = \square$

$2 - 1 = \square$

$3 - 1 = \square$

$4 - 1 = \square$

$2 - 2 = \square$

$3 - 2 = \square$

$4 - 2 = \square$


$3 - 3 = \square$

$4 - 3 = \square$


$4 - 4 = \square$

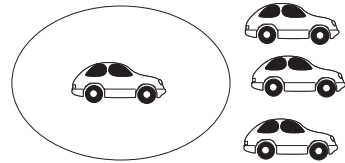
1

Write additions and subtractions for each picture.



3	+	1	=	4





2

Fill in the missing numbers.

$1 + 4 = \square$

$4 - 1 = \square$

$3 + \square = 4$

$4 - \square = 3$

$\square + 2 = 4$

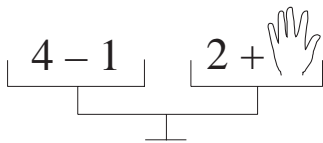
$\square - 2 = 2$

$4 + \square = 4$

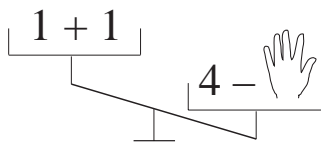
$\square - 0 = 4$

3

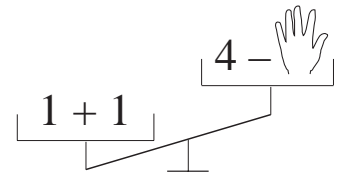
Which number is covered up?



$[hand icon] = \square$



$[hand icon] = \square$



$[hand icon] = \square$

4

Solve:

$1 + 2 + 1 = \square$

$4 - 1 - 1 = \square$

$1 + 3 - 2 = \square$

$1 + 1 + 1 = \square$

$4 - 2 - 1 = \square$

$4 - 3 + 2 = \square$

1

Fill in the missing numbers.

4	0	3	4	2			1	3		
	4	1			3	2			4	0

2

Write the numbers 0, 1, 2, 3 and 4 in the boxes.

$$\square > \square > \square > \square > \square$$

3

Complete the table.

A	1	3	2	0		2	1		0	4	1	3		1
B	2	1	2		3			2						0
A + B				1	4	3	2	4	3	4	4	4	2	3

4

Complete the table.

A	3	3	4	4	3			4	4		2	2		
B		1	2	4	1		2	3				2		0
A - B		2				1	1	1	3	0	2		2	4

5



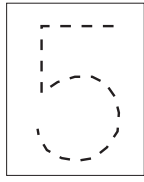
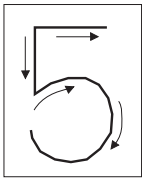
Continue the patterns.

| 0 0 | | | 0 0 | | | |

| 0 | 0 0 | 0 0 0

1

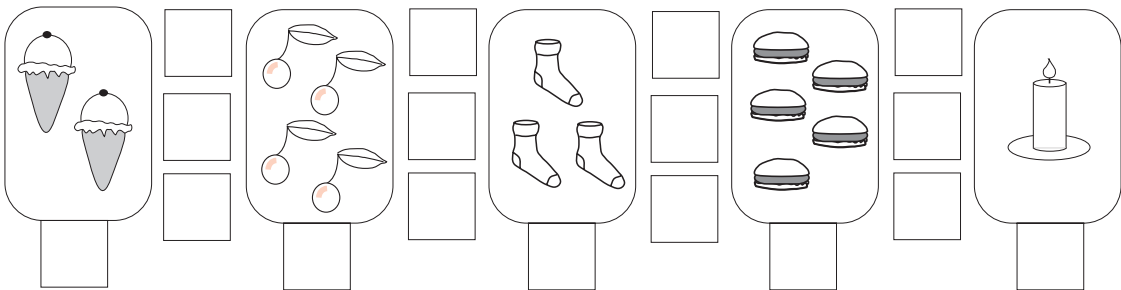

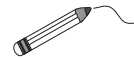
Continue the pattern.



2


Write the correct numbers and signs in the boxes.

Join the pictures to the number line.



3

(a) Colour in **five** circles.



(b) Tick the fifth circle from the left.

What is its position from the right?

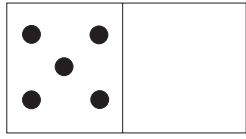
4

Show the sums with sticks.

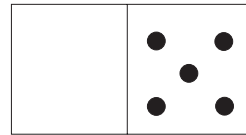
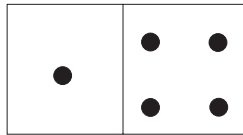
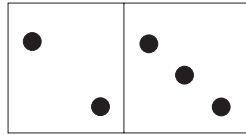
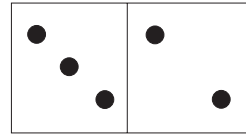
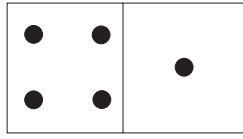
$$| + |||| = \quad || + || = \quad || + ||| =$$

1

Write an addition for each domino.




$5 + 0 = \square$



2

Write additions to make 5.



$1 + \square$



$2 + \square$



$5 + \square$



$3 + \square$



$4 + \square$



$0 + \square$

3

Practise addition.

$0 + 0 = \square$

$1 + 1 = \square$

$2 + 2 = \square$

$0 + 1 = \square$

$1 + 2 = \square$

$2 + 3 = \square$

$0 + 2 = \square$

$1 + 3 = \square$

$0 + 3 = \square$

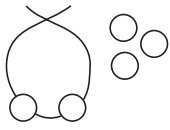
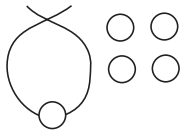
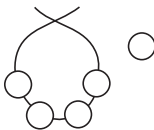
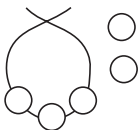
$1 + 4 = \square$

$0 + 4 = \square$

$0 + 5 = \square$

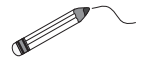
1

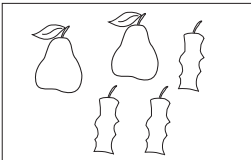
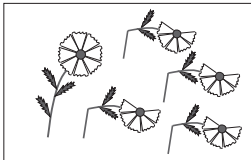
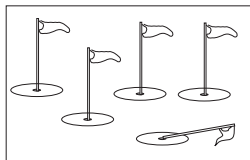

Write a subtraction for each picture.

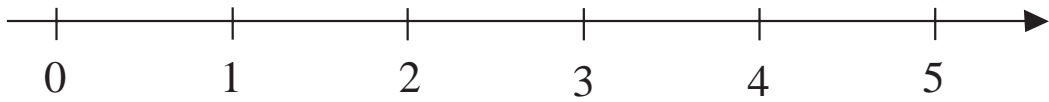
			
<input style="width: 30px; height: 20px;" type="text"/>	<input style="width: 30px; height: 20px;" type="text"/>	<input style="width: 30px; height: 20px;" type="text"/>	<input style="width: 30px; height: 20px;" type="text"/>

2

Write a subtraction for each picture and join to the number line.

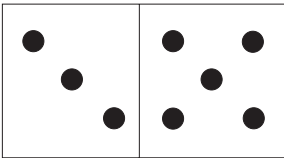
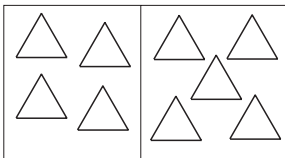
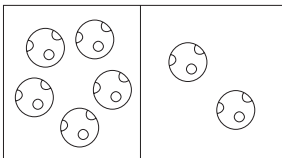


			
<input style="width: 30px; height: 20px;" type="text"/> - <input style="width: 30px; height: 20px;" type="text"/> = <input style="width: 30px; height: 20px;" type="text"/>	<input style="width: 30px; height: 20px;" type="text"/> - <input style="width: 30px; height: 20px;" type="text"/> = <input style="width: 30px; height: 20px;" type="text"/>	<input style="width: 30px; height: 20px;" type="text"/> - <input style="width: 30px; height: 20px;" type="text"/> = <input style="width: 30px; height: 20px;" type="text"/>	<input style="width: 30px; height: 20px;" type="text"/> - <input style="width: 30px; height: 20px;" type="text"/> = <input style="width: 30px; height: 20px;" type="text"/>



3

Compare the two sides of the domino and write it down in different ways.

		
---	---	---

<table border="1" style="border-collapse: collapse;"> <tr><td>3</td><td><</td><td>5</td><td></td><td></td></tr> <tr><td>5</td><td>></td><td>3</td><td></td><td></td></tr> <tr><td>3</td><td>+</td><td></td><td>=</td><td>5</td></tr> <tr><td>5</td><td>-</td><td></td><td>=</td><td></td></tr> </table>	3	<	5			5	>	3			3	+		=	5	5	-		=		<table border="1" style="border-collapse: collapse; width: 100px; height: 100px;"> <tr><td></td><td></td><td></td><td></td><td></td></tr> <tr><td></td><td></td><td></td><td></td><td></td></tr> <tr><td></td><td></td><td></td><td></td><td></td></tr> <tr><td></td><td></td><td></td><td></td><td></td></tr> </table>																					<table border="1" style="border-collapse: collapse; width: 100px; height: 100px;"> <tr><td></td><td></td><td></td><td></td><td></td></tr> <tr><td></td><td></td><td></td><td></td><td></td></tr> <tr><td></td><td></td><td></td><td></td><td></td></tr> <tr><td></td><td></td><td></td><td></td><td></td></tr> </table>																				
3	<	5																																																												
5	>	3																																																												
3	+		=	5																																																										
5	-		=																																																											

4

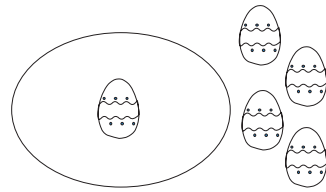
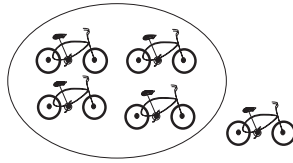

Write the numbers 0 to 5 in the **large** boxes in increasing order.

Write signs in the **small** boxes **between** the numbers.

--	--	--	--	--	--	--	--	--	--	--


1

Write additions and subtractions for each picture.



2

Mum, Dad, Suzy and Bob are sitting at the table.



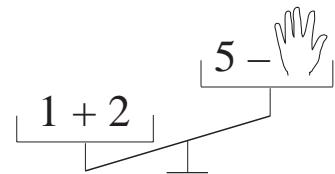
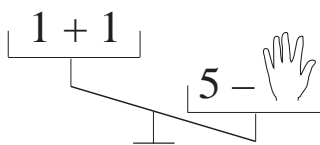
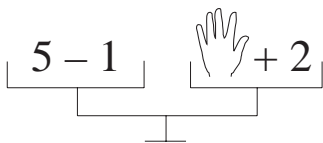
Who is on the right of Bob?

Who is on the left of Mum?

On which side of Suzy is Mum sitting?

3

Which numbers are covered up? Write a statement about each balance.



--	--	--	--	--	--	--	--

--	--	--	--	--	--	--	--

--	--	--	--	--	--	--	--

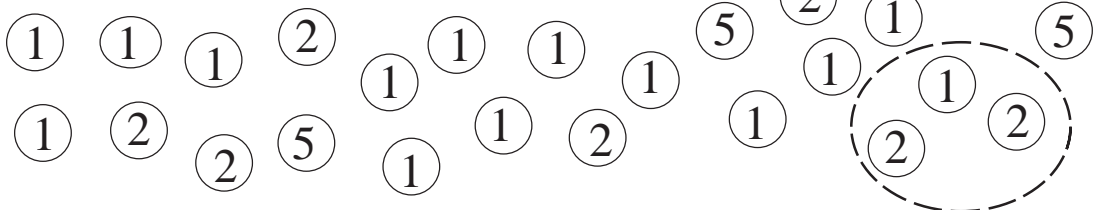
1 hand :

1 hand :

1 hand :

4

Draw around groups of coins which add up to 5.



1

Copy out each set of numbers.

(a) 3 4 5

--	--	--	--	--	--	--	--	--	--

(b) 5 4 3

--	--	--	--	--	--	--	--	--	--

(d) 0 2 4

--	--	--	--	--	--	--	--	--	--

(e) 1 3 5

--	--	--	--	--	--	--	--	--	--

2

Fill in the missing numbers.

5	0	3	1		1	2		4	5	
	5	2		3			0			4


3

Solve the puzzle. The same shape stands for the same number. (1, 2, 3, 4 or 5)

$$\begin{array}{ccccccc}
 \bigcirc & + & \bigcirc & + & \square & = & \hexagon \\
 + & & - & & + & & - \\
 \bigcirc & + & \square & - & \square & = & \bigcirc \\
 = & & = & & = & & = \\
 \triangle_4 & + & \square & - & \bigcirc & = & \pentagon
 \end{array}$$

4

Continue the pattern of threading beads.




1

Which numbers could be hidden under the cards? (0, 1, 2, 3, 4, 5)


For example: $\boxed{\times} \leq 3$ gives $\boxed{\times} : 0, 1, 2, 3$




(a) $\boxed{\times} < 5$ $\boxed{\times} : \quad \square$



(b) $\boxed{\times} \geq 2$ $\boxed{\times} : \quad \square$

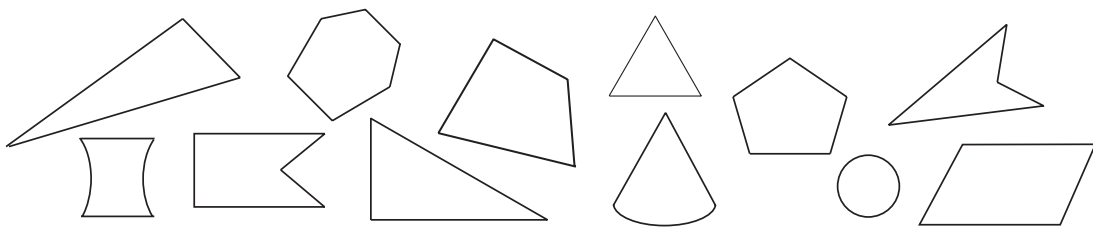


(c) $2 \leq \boxed{\times} < 5$ $\boxed{\times} : \quad \square$



2

Colour the **triangles** Red, the **quadrilaterals** Blue, the **pentagons** Green and the **hexagons** Yellow.



3

How many different results can be found? Use + or - signs.

a) $2 \square - 2 \square + 1 = \square$

$2 \square - 2 \square + 1 = \square$

$2 \square - 2 \square + 1 = \square$

b) $3 \square - 2 \square + 1 = \square$

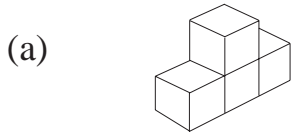
$3 \square - 2 \square + 1 = \square$

$3 \square - 2 \square + 1 = \square$

$3 \square - 2 \square + 1 = \square$

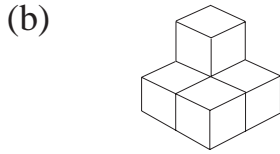
1

Build these solids from unit cubes.



can be shown as

1	2	1
---	---	---

How many cubes are in the first layer? 

can be shown as

1	2
1	1

How many cubes are in the first layer? **2**

Solve:

$1 + 1 = \square$

$1 - 1 = \square$

$0 + 0 = \square$

$4 - 2 = \square$

$3 + 1 = \square$

$3 - 1 = \square$

$4 + 1 = \square$

$3 - 0 = \square$

$2 + 3 = \square$

$3 - 2 = \square$

$2 + 0 = \square$

$5 - 1 = \square$

$1 + 4 = \square$

$4 - 1 = \square$

$0 + 3 = \square$

$5 - 4 = \square$

$2 + 1 = \square$

$5 - 3 = \square$

$1 + 3 = \square$

$5 - 0 = \square$

3

Write the next nearest numbers in the boxes.

$\square < 3 < \square$

$\square < 1 < \square$

$\square < 4 < \square$

4

Fill in the boxes with numbers from 0, 1, 2, 3, 4, 5.

a) $4 > \square, \square, \square, \square$

b) $2 < \square, \square, \square$

c) $\square, \square, \square, \square, \square, \square \leq 5$

d) $3 \leq \square, \square, \square$

1

Fill in the missing numbers.

$3 + 1 = \square$

$1 + 1 + 1 = \square$

$2 + 3 = \square + 1$

$5 - 2 = \square$

$2 + 2 + 1 = \square$

$2 + 1 = \square - 1$

$2 + \square = 3$

$0 + 4 + 1 = \square$

$5 - 2 = 4 - \square$

$5 - \square = 1$

$5 - 2 - 3 = \square$

$5 - 1 = 2 + \square$

$\square + 4 = 4$

$4 - 1 - 2 = \square$

$5 - 0 = \square + 0$


$\square - 2 = 2$

$3 - 2 + 2 = \square$

$4 - \square = 3 - \square$

2

Different shapes have been cut from grey paper. Show with arrows where they come from.



Write the number of sides next to each polygon.

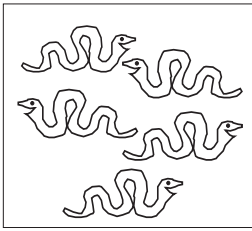
3

Fill in the missing numbers.

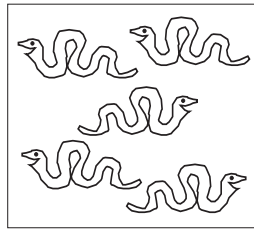
$$\square \xleftrightarrow{+2} \boxed{3} \xleftrightarrow{-1} \square \xleftrightarrow{+2} \square \xleftrightarrow{-3} \square$$

1

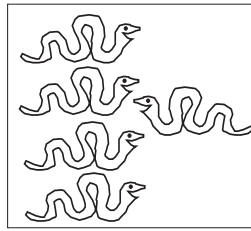
Colour in as many snakes as make the inequality true.



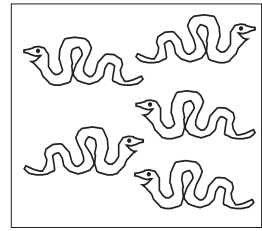
$1 < 2 \quad \square$



$5 > 2 \quad \square$




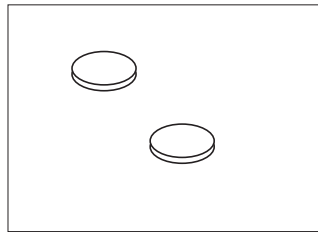
$\square > 2$



$\square < 3 \quad 4$

2

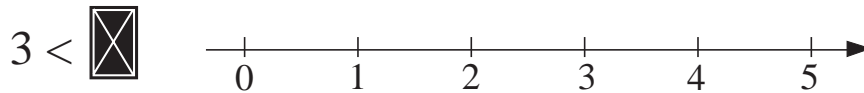
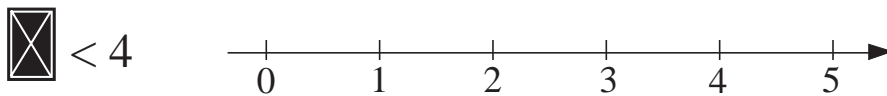
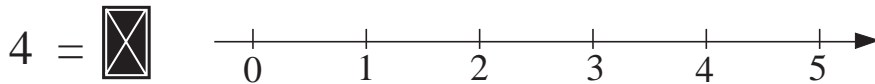
Complete the picture so that there are 5 coins.



Write this sum in different ways.

3

Which numbers could be hidden under the cards? (0, 1, 2, 3, 4, 5)
Show your answers on the number line.



4

Fill in the missing numbers.

$3 + 0 = \square$

$5 - 2 = \square$

$1 + \square = 4$

$4 + 1 = \square$

$4 - 4 = \square$

$4 - \square = 2$

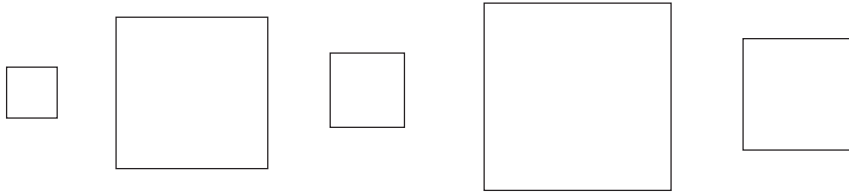
$2 + 3 = \square$

$3 - 0 = \square$

$\square - 4 = 1$

1

Number these squares in **increasing** order of size.



Colour in the third largest square.

2

Fill in the boxes with numbers from 0, 1, 2, 3, 4 and 5 .

$$2 + 1 < \square$$

$$4 + 1 > \square + \square$$

3

Fill in the missing numbers.

$$4 - 3 < 3 \square$$

$$\square 2 > 4 - 2$$

$$1 + 2 < 2 \square + 2$$

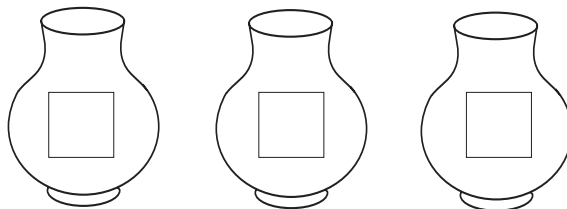
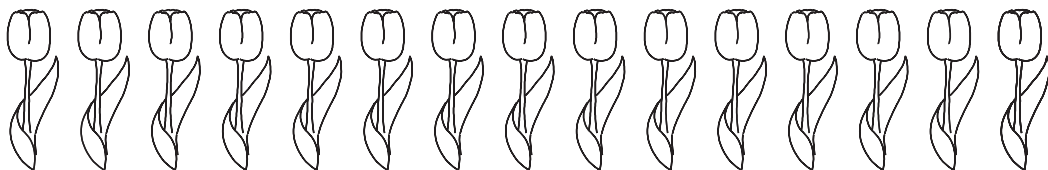
$$2 + 1 1 > \square$$

$$\square < 3 5 - 2$$

$$1 + \square 1 > 5 - 2$$

4

Put the same number of tulips into each vase.



Write the number in each vase.