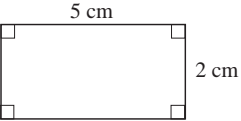
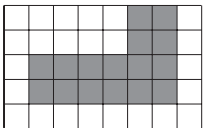

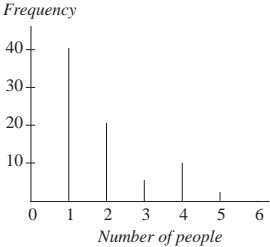

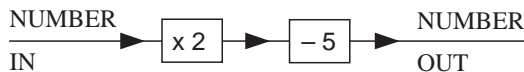
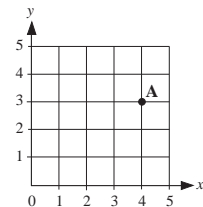


Wks	Topic	Notes	Examples	Ref												
(3)	<p>16. NUMBER CONCEPTS 4</p> <p>Mentally multiplying and dividing whole numbers by 10 or 100.</p> <p>Solving addition, subtraction, multiplication and division problems involving whole numbers.</p> <p>Understanding remainders in the context of the calculation; knowing whether to round up or round down as appropriate.</p>	<p>Questions involving mental recall will only be assessed in the aural test.</p>	<p>125×10, 15×100 $890 \div 10$, $2800 \div 100$</p> <p>Find two whole numbers which add up to 7 and when multiplied give 12.</p> <p>John cycles 15 kilometres in the morning and 12 kilometres in the afternoon. How far has he cycled altogether?</p> <p>How many 45-seater buses are needed for a school party of 150 pupils?</p> <p>CDs cost £8 each. John has £30. How many CDs can he buy? How much money does he have left?</p>	<p>M15</p> <p>M16 P41</p> <p>P42 M17</p>												
(2)	<p>17. AREAS and PERIMETER</p> <p>Finding perimeters of simple rectangular shapes and their combinations.</p> <p>Finding, by counting squares, the area of rectangular shapes.</p>	<p>The shapes may consist of more than one rectangle.</p>	<p>Find the perimeter of the rectangle.</p>  <p>Find the perimeter and the area of this shape.</p> 	<p>P43</p> <p>P44</p>												
(1)	<p>18. TIME</p> <p>The 12 and 24 hour clocks.</p> <p>Interpreting simple timetables.</p>	<p>Conversion between 12 and 24 hour times a.m. and p.m.</p> <p>Railway and bus timetables, TV guides.</p>	<p>Fill in the gaps in the table.</p> <table border="1" data-bbox="1550 1165 1960 1300"> <tbody> <tr> <td>Seven o'clock in the evening</td> <td>19:00 h</td> <td>7.00 pm</td> </tr> <tr> <td>Quarter to ten in the morning</td> <td></td> <td></td> </tr> <tr> <td></td> <td>14:20 h</td> <td></td> </tr> <tr> <td></td> <td></td> <td>5.15 am</td> </tr> </tbody> </table> <p>What time does the 0815 train from London arrive in Manchester?</p> <p>A film starts at 8.15 pm and finishes at 10.00 pm. How long does the film last?</p>	Seven o'clock in the evening	19:00 h	7.00 pm	Quarter to ten in the morning				14:20 h				5.15 am	<p>P45</p> <p>M18</p> <p>P46</p>
Seven o'clock in the evening	19:00 h	7.00 pm														
Quarter to ten in the morning																
	14:20 h															
		5.15 am														

C	Certificate of Educational Achievement	MEP Scheme of Work	MODULE 3	9									
Wks	Topic	Notes	Examples	Ref									
(3)	<p>19. NUMBER CONCEPTS 5</p> <p>Decimals: Solving money problems involving</p> <ul style="list-style-type: none"> • multiplying a decimal with 2 decimal places by a whole number; • dividing a decimal with 2 decimal places by a whole number. <p>Fractions: Identifying simple fractions</p> <p>Calculating simple fractions of quantities. The denominators of the fractions will be restricted to 2, 3, 4, 5 and 10.</p> <p>Percentages: Identifying simple percentages.</p> <p>Calculating simple percentages of quantities.</p>	<p>The denominator of the fraction will divide exactly into the quantity.</p> <p>The percentages will be limited to 10%, 20%, 25%, 50%, 100%.</p>	<p>Work out the following bill.</p> <table style="margin-left: 40px;"> <tr> <td>3 pizzas costing £2.30 each</td> <td style="text-align: right;">£</td> <td></td> </tr> <tr> <td>2 ice-creams costing £1.45 each</td> <td style="text-align: right;">£</td> <td>_____</td> </tr> <tr> <td style="text-align: right;">TOTAL</td> <td style="text-align: right;">£</td> <td>_____</td> </tr> </table> <p>Three tickets for a football match cost £36.60. How much does 1 ticket cost?</p> <p>Shade $\frac{3}{4}$ of a given rectangle.</p> <p>Ring $\frac{2}{3}$ of a given set of objects.</p> <p>Find $\frac{2}{3}$ of £12.</p> <p>Write $\frac{1}{4}$ as a percentage.</p> <p>What percentage of the rectangle is shaded?</p>  <p>Find 10% of £60.</p>	3 pizzas costing £2.30 each	£		2 ice-creams costing £1.45 each	£	_____	TOTAL	£	_____	<p>P47</p> <p>M19</p> <p>P48</p> <p>M20</p> <p>P49</p> <p>M29</p> <p>P50</p> <p>M22</p> <p>P51–52</p>
3 pizzas costing £2.30 each	£												
2 ice-creams costing £1.45 each	£	_____											
TOTAL	£	_____											
(1)	<p>20. DATA ANALYSIS 3</p> <p>Sorting and classifying a set of data using more than one criterion.</p>		<p>Put these numbers into the correct boxes. 11, 5, 2, 18, 1, 15.</p> <table border="1" style="margin-left: 40px;"> <tr> <td></td> <td style="text-align: center;">Greater than 10</td> <td style="text-align: center;">Less than 10</td> </tr> <tr> <td style="text-align: center;">Odd</td> <td></td> <td></td> </tr> <tr> <td style="text-align: center;">Even</td> <td></td> <td></td> </tr> </table>		Greater than 10	Less than 10	Odd			Even			P53
	Greater than 10	Less than 10											
Odd													
Even													

C	Certificate of Educational Achievement	MEP Scheme of Work	MODULE 3	10
Wks	Topic	Notes	Examples	Ref
	Drawing and interpretation of pictograms and vertical line diagrams.		<p>Ann counted the number of people in each of the cars passing her house in one hour.</p> <p>How many cars had two or more people in them?</p> 	P54
(1)	<p>21. PROBABILITY</p> <p>Listing outcomes of a random experiment.</p> <p>Estimating probability on a scale ('impossible' to 'certain').</p>	<p>Using the terms: 'likely', 'unlikely', 'good chance', 'poor chance', 'even chance', 'certain', 'impossible', to describe the likelihood of events.</p>	<p>Tossing a 1p and a 2p coin. Possible outcomes: HH, HT, TH, TT</p> <p>Peter spins a fair coin. On the scale, mark with an arrow the probability that it lands on heads.</p> 	P55 P56
(1)	<p>22. NUMBER MACHINES 2</p> <p>Inputs to, and outputs from, simple function machines.</p>		 <p>NUMBER IN = 4. Find NUMBER OUT. NUMBER OUT = 7. Find NUMBER IN.</p>	P57
(2)	<p>23. NUMBER PATTERNS 2</p> <p>Finding the next term of a single number pattern and describing how it was found.</p>		<p>Write down the next number in this number pattern. 2, 10, 18, 26, 34, ...</p> <p>Explain how you got your answer.</p>	P58
(2)	<p>24. COORDINATES</p> <p>Plotting points in the first quadrant.</p> <p>Finding coordinates of points in the first quadrant.</p>		<p>(a) Write down the coordinates of A.</p> <p>(b) Plot the point B with coordinates (2, 1).</p> 	P59 P60